

# BELCAR ENDURANCE CHAMPIONSHIP


## SPA EURO RACE

### QUALIFYING

Analysis

							<span style="color: green;">■</span> Personal Best <span style="color: purple;">■</span> Session Best <span style="color: blue;">■</span> Crossing the finish line in pit lane								
Lap	D	Time	Sector 1	Sector 2	Sector 3	Kph	Elapsed	Lap	D	Time	Sector 1	Sector 2	Sector 3	Kph	Elapsed
<b>2</b> <b>DVB Racing</b> Ferrari 458 Challenge															
1. Frank THIERS															
2. Hans THIERS															
1	1	3:10.855	57.344	1:27.401	46.110	132.1	3:10.855	8	3	2:51.660	45.161	1:22.276	44.223	146.9	25:59.122
2	1	2:51.433	46.288	1:21.106	44.039	147.1	6:02.288	9	1	4:55.419	2:55.906	1:17.836	41.677	85.4	30:54.541
3	1	2:50.204	46.411	1:20.231	43.562	148.1	8:52.492	10	1	2:42.696	44.585	1:16.627	41.484	155.0	33:37.237
4	1	2:49.616	45.560	1:20.501	43.555	148.7	11:42.108	11	1	2:42.477	44.281	1:16.554	41.642	155.2	36:19.714
5	2	5:08.452	2:57.944	1:25.786	44.722	81.7	16:50.560	12	1	2:42.498	44.220	1:16.379	41.899	155.2	39:02.212
6	2	2:50.715	46.474	1:20.976	43.265	147.7	19:41.275	13	1	2:50.918	44.956	1:18.430	47.532	147.5	41:53.130
7	2	2:51.455	45.583	1:21.047	44.825	147.1	22:32.730	14	1	2:50.763	46.786	1:20.820	43.157	147.7	44:43.893
8	2	6:00.144	3:38.172	1:34.926	47.046	70.0	28:32.874	15	1	2:43.315	44.530	1:15.521	43.264	154.4	47:27.208
9	2	3:00.994	48.627	1:23.451	48.916	139.3	31:33.868								
10	2	10:23.907	8:13.179	1:26.961	43.767	40.4	41:57.775								
11	2	2:45.004	45.472	1:17.783	41.749	152.8	44:42.779								
12	2	2:40.491	44.333	1:15.744	40.414	157.1	47:23.270								
<b>3</b> <b>Speedlover</b> Porsche 991															
1. Guy VERHEYEN															
2. Vincent DESPRIET															
1	1	3:15.840	57.453	1:29.981	48.406	128.7	3:15.840								
2	1	2:56.591	48.471	1:23.267	44.853	142.8	6:12.431								
3	1	2:53.704	47.231	1:21.568	44.905	145.2	9:06.135								
4	1	2:52.847	46.754	1:21.323	44.770	145.9	11:58.982								
5	1	2:53.494	47.136	1:21.599	44.759	145.3	14:52.476								
6	1	2:53.835	48.271	1:20.930	44.634	145.0	17:46.311								
7	1	2:55.167	47.442	1:21.533	46.192	143.9	20:41.478								
8	2	8:22.008	6:21.722	1:17.835	42.451	50.2	29:03.486								
9	2	2:48.384	46.155	1:17.996	44.233	149.7	31:51.870								
10	2	2:44.242	45.270	1:16.729	42.243	153.5	34:36.112								
11	2	4:23.709	2:24.871	1:16.267	42.571	95.6	38:59.821								
12	2	3:26.958	45.504	1:48.445	53.009	121.8	42:26.779								
<b>4</b> <b>Domec Racing</b> Radical SR5															
1. Phillip DANIELS															
2. GIAVEDONO															
1	1	4:10.486	1:12.473	1:59.108	58.905	100.7	4:10.486								
2	1	5:52.671	3:19.813	1:39.345	53.513	71.5	10:03.157								
3	1	3:25.386	56.254	1:36.420	52.712	122.8	13:28.543								
4	1	3:23.818	55.419	1:35.780	52.619	123.7	16:52.361								
5	1	3:16.964	53.909	1:32.827	50.228	128.0	20:09.325								
6	1	3:12.466	52.783	1:30.501	49.182	131.0	23:21.791								
7	1	5:17.046	3:04.934	1:25.658	46.454	79.5	28:38.837								
8	1	2:56.226	50.320	1:20.158	45.748	143.1	31:35.063								
9	1	2:52.111	49.292	1:18.256	44.563	146.5	34:27.174								
10	1	2:47.567	48.605	1:16.364	42.598	150.5	37:14.741								
11	1	2:45.463	47.916	1:15.218	42.329	152.4	40:00.204								
12	1	2:45.682	47.760	1:16.255	41.667	152.2	42:45.886								
13	1	2:47.716	47.567	1:14.040	46.109	150.3	45:33.602								
<b>8</b> <b>Mext Racing</b> Porsche 991															
1. Koen WAUTERS							3. Kris WAUTERS								
2. Xavier STEVENS															
1	2	4:15.956	1:59.218	1:29.382	47.356	98.5	4:15.956								
2	2	2:55.524	48.011	1:23.041	44.472	143.7	7:11.480								
3	2	2:51.307	46.678	1:19.900	44.729	147.2	10:02.787								
4	2	2:48.957	45.957	1:19.398	43.602	149.2	12:51.744								
5	3	4:44.700	2:38.249	1:22.961	43.490	88.6	17:36.444								
6	3	2:46.107	45.733	1:18.140	42.234	151.8	20:22.551								
7	3	2:44.911	45.201	1:17.961	41.749	152.9	23:07.462								
<b>9</b> <b>Yokohama Power Racing</b> Ford Mustang															
1. Olivier HERMANS							4								
2. Chris VAN WOENSEL															
1	2	3:47.589	1:18.051	1:37.697	51.841	110.8	3:47.589								
2	2	3:13.127	55.716	1:27.915	49.496	130.6	7:00.716								
3	2	3:12.618	55.074	1:27.691	49.853	130.9	10:13.334								
4	2	3:10.098	54.251	1:27.294	48.553	132.6	13:23.432								
5	1	6:09.472	3:47.338	1:30.566	51.568	68.2	19:32.904								
6	1	3:15.107	55.330	1:29.112	50.665	129.2	22:48.011								
7	1	3:11.232	53.382	1:27.961	49.889	131.9	25:59.243								
8	1	3:30.439	54.641	1:32.936	1:02.862	119.8	29:29.682								
<b>11</b> <b>Bas Koeten Racing</b> Wolf GB08															
1. Thomas PIESSENS							2								
2. Sven VAN LAERE															
1	2	6:17.908	4:02.645	1:28.642	46.621	66.7	6:17.908								
2	2	2:54.970	48.759	1:21.189	45.022	144.1	9:12.878								
3	2	2:56.313	48.741	1:22.579	44.993	143.0	12:09.191								
4	2	2:55.659	49.189	1:21.659	44.811	143.5	15:04.850								
5	2	2:53.576	49.389	1:20.269	43.918	145.3	17:58.426								
6	2	3:02.975	49.509	1:25.755	47.711	137.8	21:01.401								
7	1	5:25.370	3:21.788	1:20.218	43.364	77.5	26:26.771								
8	1	2:43.953	47.680	1:14.595	41.678	153.8	29:10.724								
9	1	2:43.097	45.418	1:14.360	43.319	154.6	31:53.821								
10	1	2:45.203	46.144	1:17.519	41.540	152.6	34:39.024								
11	1	2:46.393	47.046	1:17.437	41.910	151.5	37:25.417								
12	2	4:44.627	2:34.444	1:21.145	49.038	88.6	42:10.044								
13	2	2:40.884	45.722	1:14.388	40.774	156.7	44:50.928								
14	2	2:40.487	46.913	1:13.012	40.562	157.1	47:31.415								
<b>14</b> <b>Skylimit Yokohama Race Team</b> Ford Mustang															
1. Davy SUFFELEERS							4								
2. Menno KUUS															
1	1	3:59.550	1:27.219	1:38.947	53.384	105.3	3:59.550								
2	1	3:18.550	55.536	1:30.816	52.198	127.0	7:18.100								
3	1	3:14.282	54.987	1:28.803	50.492	129.8	10:32.382								
4	2	5:43.561	3:22.489	1:29.116	51.956	73.4	16:15.943								
5	2	3:08.580	53.781	1:26.544	48.255	133.7	19:24.523								
6	2	3:10.892	54.438	1:25.998	50.456	132.1	22:35.415								
7	2	11:15.053	8:53.420	1:28.804	52.829	37.4	33:50.468								
8	2	3:08.317	53.563	1:26.264	48.490	133.9	36:58.785								
<b>15</b> <b>Hamofa Motorsport</b> BMW M3 GTR															
1. Rob VERHOEVEN							3								
2. Kris VERHOEVEN															
1	1	4:54.562	2:21.337	1:36.360	56.865	85.6	4:54.562								
2	1	3:08.094	55.250	1:25.387	47.457	134.1	8:02.656								
3	1	3:03.731	51.262	1:26.090	46.379	137.2	11:06.387								
4	1	2:56.281	49.853	1:21.773	44.655	143.0	14:02.668								
5	1	2:54.768	47.911	1:22.352	44.505	144.3	16:57.436								
6	1	3:04.678	49.217	1:25.092	50.369	136.5	20:02.114								





# BELCAR ENDURANCE CHAMPIONSHIP

## SPA EURO RACE


### QUALIFYING

### Analysis

Lap	D	Time	Sector 1	Sector 2	Sector 3	Kph	Elapsed	Lap	D	Time	Sector 1	Sector 2	Sector 3	Kph	Elapsed
<b>16</b> <b>Vannerum Motorsport</b> BMW M235i Cup 3 1. Marc VANNERUM 3. Jean-Luc BEHETS 2. Johan VANNERUM															
1	2	3:58.303	1:29.247	1:36.219	52.837	105.8	3:58.303								
2	2	3:10.588	53.570	1:26.981	50.037	132.3	7:08.891								
3	2	3:04.890	51.646	1:25.059	48.185	136.4	10:13.781								
4	2	3:05.788	52.404	1:25.657	47.727	135.7	13:19.569								
5	2	3:05.975	52.329	1:26.069	47.577	135.6	16:25.544								
6	1	5:14.011	2:49.042	1:35.036	49.933	80.3	21:39.555								
7	1	3:07.097	52.707	1:26.655	47.735	134.8	24:46.652								
8	1	3:06.690	51.450	1:26.818	48.422	135.1	27:53.342								
9	3	5:02.061	2:47.909	1:26.208	47.944	83.5	32:55.403								
10	3	3:01.864	51.056	1:24.027	46.781	138.6	35:57.267								
11	3	2:59.516	49.878	1:23.059	46.579	140.5	38:56.783								
12	3	2:58.279	49.724	1:22.377	46.178	141.4	41:55.062								
13	3	2:57.166	49.692	1:22.103	45.371	142.3	44:52.228								
14	3	<b>2:55.131</b>	<b>49.448</b>	<b>1:20.489</b>	<b>45.194</b>	144.0	47:47.359								
<b>18</b> <b>DVB Racing</b> KTM X-Bow 3 1. Xavier MEZQUITA 2. Reiner WEISSHAUPT															
1	1	4:12.766	1:34.774	1:42.987	55.005	99.8	4:12.766								
2	1	3:26.257	57.734	1:36.929	51.594	122.2	7:39.023								
3	1	3:18.259	53.977	1:33.626	50.656	127.2	10:57.282								
4	1	3:19.240	53.955	1:33.088	52.197	126.6	14:16.522								
5	1	3:15.271	57.287	1:29.796	48.188	129.1	17:31.793								
6	1	3:11.860	51.892	1:29.777	50.191	131.4	20:43.653								
7	1	3:11.272	53.242	1:30.502	47.528	131.8	23:54.925								
8	2	5:00.446	2:46.250	1:26.794	47.402	83.9	28:55.371								
9	2	2:58.586	49.497	1:22.462	46.627	141.2	31:53.957								
10	2	2:57.680	49.420	1:22.393	45.867	141.9	34:51.637								
11	2	2:56.577	<b>48.700</b>	1:21.727	46.150	142.8	37:48.214								
12	2	2:56.242	49.288	1:20.914	46.040	143.1	40:44.456								
13	2	<b>2:55.287</b>	49.448	1:21.082	<b>44.757</b>	143.8	43:39.743								
14	2	2:55.988	49.355	<b>1:20.323</b>	46.310	143.3	46:35.731								
<b>20</b> <b>Domec Racing</b> Radical RXC 3 1. Jean-Marc Bourdouch 2. Marc Hallaert															
1	1	3:19.930	49.230	1:36.759	53.941	126.1	3:19.930								
2	1	3:10.827	52.852	1:28.493	49.482	132.1	6:30.757								
3	1	3:04.884	51.372	1:26.511	47.001	136.4	9:35.641								
4	1	3:02.877	50.417	1:25.848	46.612	137.9	12:38.518								
5	1	2:59.559	49.912	1:23.114	46.533	140.4	15:38.077								
6	1	5:10.781	2:56.115	1:27.940	46.726	81.1	20:48.858								
7	1	2:59.842	49.630	1:25.609	44.603	140.2	23:48.700								
8	1	2:55.829	49.165	1:21.790	44.874	143.4	26:44.529								
9	1	2:53.577	<b>47.338</b>	1:21.750	44.489	145.3	29:38.106								
10	1	2:53.123	47.589	1:21.314	44.220	145.6	32:31.229								
11	1	2:53.810	47.482	1:22.184	44.144	145.1	35:25.039								
12	1	2:55.516	47.898	1:22.643	44.975	143.7	38:20.555								
13	1	<b>2:52.388</b>	48.771	<b>1:19.337</b>	44.280	146.3	41:12.943								
14	1	4:42.087	2:38.221	1:20.245	<b>43.621</b>	89.4	45:55.030								
<b>21</b> <b>Comporex Racing by EMG Motorsport</b> BMW M3 GTR 4 1. Steve VANBELLINGEN 2. Wiebe WIJZES															
1	1	3:44.335	1:23.119	1:31.776	49.440	112.4	3:44.335								
2	1	3:04.197	50.713	1:26.715	46.769	136.9	6:48.532								
3	1	3:05.034	52.461	1:25.781	46.792	136.3	9:53.566								
4	1	3:00.391	49.850	1:23.792	46.749	139.8	12:53.957								
5	1	2:59.165	50.165	1:23.315	45.685	140.7	15:53.122								
6	1	2:56.474	48.883	1:22.108	45.483	142.9	18:49.596								
7	2	5:02.514	2:52.625	1:24.679	45.210	83.3	23:52.110								
8	2	2:55.727	49.235	1:21.901	44.591	143.5	26:47.837								
9	2	2:53.715	48.541	1:20.982	44.192	145.1	29:41.552								
10	2	2:54.318	48.742	1:20.697	44.879	144.6	32:35.870								
11	2	2:52.327	48.386	1:20.212	43.729	146.3	35:28.197								
12	2	2:51.662	47.922	1:19.749	43.991	146.9	38:19.859								
13	2	<b>2:48.724</b>	47.839	<b>1:17.976</b>	<b>42.909</b>	149.4	41:08.583								
14	2	2:50.635	<b>47.539</b>	1:19.130	43.966	147.8	43:59.218								
15	2	3:30.238	1:15.779	1:23.243	51.216	119.9	47:29.456								
<b>22</b> <b>EMG Motorsport</b> BMW M3 E46 4 1. Erik BRUYNOGHE 2. Alain FRANSEN															
1	2	3:57.366	1:26.023	1:39.023	52.320	106.2	3:57.366								
2	2	3:10.702	52.865	1:28.267	49.570	132.2	7:08.068								
3	2	3:04.188	50.894	1:25.799	47.495	136.9	10:12.256								
4	2	3:06.560	50.626	1:27.388	48.546	135.2	13:18.816								
5	2	3:04.174	51.742	1:24.376	48.056	136.9	16:22.990								
6	2	4:26.971	2:20.637	1:21.741	44.593	94.4	20:49.961								
7	2	2:53.807	49.210	1:20.273	44.324	145.1	23:43.768								
8	2	<b>2:51.223</b>	47.772	<b>1:19.503</b>	<b>43.948</b>	147.3	26:34.991								
9	2	2:51.344	<b>47.537</b>	1:19.521	44.286	147.2	29:26.335								
10	2	2:52.743	47.916	1:19.938	44.889	146.0	32:19.078								
11	2	5:31.182	3:25.724	1:21.439	44.019	76.1	37:50.260								
12	2	2:53.115	47.942	1:20.781	44.392	145.6	40:43.375								
13	2	2:55.344	47.997	1:21.648	45.699	143.8	43:38.719								
<b>25</b> <b>M-Racing</b> Radical SR3 SL 2 1. Wim JEURIS															
1	1	4:51.083	2:19.640	1:37.591	53.852	86.6	4:51.083								
2	1	3:10.414	53.143	1:29.478	47.793	132.4	8:01.497								

■ Personal Best 
 ■ Session Best 
 ■ Crossing the finish line in pit lane






# BELCAR ENDURANCE CHAMPIONSHIP

## SPA EURO RACE

### QUALIFYING

Analysis

Lap	D	Time	Sector 1	Sector 2	Sector 3	Kph	Elapsed	Lap	D	Time	Sector 1	Sector 2	Sector 3	Kph	Elapsed
<b>27</b> <b>Stichting Racing 4 Fun</b> BMW Clubsport 5 1. Eric SUPHORST 3. Mick DE JONGE 2. Carlo IZELAAR															
1	3	3:50.775	59.262	1:48.527	1:02.986	109.3	3:50.775								
2	3	3:31.447	59.837	1:38.290	53.320	119.2	7:22.222								
3	1	5:28.258	2:53.864	1:39.872	54.522	76.8	12:50.480								
4	1	3:32.335	1:00.761	1:36.738	54.836	118.7	16:22.815								
5	2	5:42.774	3:19.635	1:31.410	51.729	73.6	22:05.589								
6	2	3:19.516	57.282	1:30.498	51.736	126.4	25:25.105								
7	2	3:16.647	57.466	1:28.924	50.257	128.2	28:41.752								
8	2	3:24.458	57.287	1:28.194	58.977	123.3	32:06.210								
9	2	3:13.663	56.715	1:27.579	49.369	130.2	35:19.873								
10	2	3:15.453	57.322	1:28.850	49.281	129.0	38:35.326								
11	2	<b>3:10.920</b>	<b>56.078</b>	<b>1:25.730</b>	<b>49.112</b>	132.1	41:46.246								
12	2	3:19.278	56.531	1:30.488	52.259	126.5	45:05.524								
<b>31</b> <b>MSTC</b> BMW Clubsport 5 1. Kobe CLAES 2. Ricardo TEIXEIRA															
1	1	4:51.012	2:12.329	1:36.755	1:01.928	86.6	4:51.012								
2	1	3:25.510	1:01.981	1:32.128	51.401	122.7	8:16.522								
3	1	3:17.767	57.716	1:29.185	50.866	127.5	11:34.289								
4	1	<b>3:16.277</b>	<b>56.858</b>	1:28.919	<b>50.500</b>	128.5	14:50.566								
5	1	6:24.440	3:48.295	1:40.939	55.206	65.6	21:15.006								
6	1	3:19.781	58.377	1:28.887	52.517	126.2	24:34.787								
7	1	3:18.126	58.655	<b>1:28.383</b>	51.088	127.3	27:52.913								
8	1	3:17.082	57.481	1:28.422	51.179	127.9	31:09.995								
9	1	3:24.792	57.810	1:32.914	54.068	123.1	34:34.787								
10	1	3:22.328	58.097	1:29.336	54.895	124.6	37:57.115								
11	1	7:38.986	5:06.225	1:36.329	56.432	54.9	45:36.101								
<b>32</b> <b>Beliën Motorsport</b> BMW 120D 4 1. Patrick BELIËN 2. Dimitri CUYVERS															
1	1	4:06.387	1:40.674	1:34.764	50.949	102.3	4:06.387								
2	1	3:08.807	53.092	1:27.396	48.319	133.5	7:15.194								
3	1	3:05.210	51.912	1:25.806	47.492	136.1	10:20.404								
4	1	3:18.976 B	52.725	1:27.461	58.790	126.7	13:39.380								
5	2	5:30.295	3:17.898	1:25.318	47.079	76.3	19:09.675								
6	2	3:04.320	51.989	1:24.575	47.756	136.8	22:13.995								
7	2	3:02.379	51.495	1:24.552	46.332	138.3	25:16.374								
8	2	3:01.138	51.283	1:23.412	46.443	139.2	28:17.512								
9	2	5:48.576	3:32.745	1:29.119	46.712	72.3	34:06.088								
10	2	2:58.467	52.309	1:21.722	44.436	141.3	37:04.555								
11	2	<b>2:53.279</b>	50.018	1:19.031	<b>44.230</b>	145.5	39:57.834								
12	2	3:16.584 B	<b>49.592</b>	<b>1:18.029</b>	1:08.963	128.3	43:14.418								
<b>33</b> <b>Speedlover</b> Porsche 991 1. Pierre-Yves PAQUE 2. Gregory PAISSE															
1	1	3:06.941	50.095	1:29.866	46.980	134.9	3:06.941								
2	1	2:54.419	48.188	1:22.011	44.220	144.6	6:01.360								
3	1	2:55.057	47.706	1:22.920	44.431	144.0	8:56.417								
4	1	2:58.731	48.393	1:24.224	46.114	141.1	11:55.148								
5	2	16:44.131	...	1:22.757	43.621	25.1	28:39.279								
6	2	<b>2:45.495</b>	45.749	<b>1:17.877</b>	<b>41.869</b>	152.4	31:24.774								
7	2	2:47.289	45.642	1:19.199	42.448	150.7	34:12.063								
8	2	2:47.098	45.964	1:18.391	42.743	150.9	36:59.161								
9	2	2:46.140	45.519	1:18.731	41.890	151.8	39:45.301								
10	2	2:46.662	<b>45.446</b>	1:19.106	42.110	151.3	42:31.963								
11	2	2:48.406	45.532	1:19.452	43.422	149.7	45:20.369								
<b>34</b> <b>VR / Qvick Racing</b> BMW M235i Cup 3 1. Erik QVICK 2. Tom VAN ROMPUY															
1	1	3:08.254	48.928	1:29.599	49.727	133.9	3:08.254								
2	1	3:01.017	51.378	1:22.832	46.807	139.3	6:09.271								
3	1	2:59.527	50.884	1:22.481	46.162	140.4	9:08.798								
4	1	2:59.707	50.836	1:22.290	46.581	140.3	12:08.505								
5	1	3:01.463	50.840	1:23.927	46.696	138.9	15:09.968								
6	1	2:59.258	50.439	1:22.840	45.979	140.7	18:09.226								
7	1	2:59.430	<b>50.283</b>	1:22.675	46.472	140.5	21:08.656								
8	2	7:34.155	5:20.033	1:25.699	48.423	55.5	28:42.811								
9	2	3:01.244	51.458	1:22.871	46.915	139.1	31:44.055								
10	2	3:00.541	50.592	1:23.597	46.352	139.7	34:44.596								
11	2	3:10.450 B	50.359	1:23.503	56.588	132.4	37:55.046								
12	2	4:19.990	2:13.926	1:20.511	45.553	97.0	42:15.036								
13	2	<b>2:57.131</b>	51.531	<b>1:20.318</b>	<b>45.282</b>	142.3	45:12.167								
<b>44</b> <b>Euroracing</b> BMW M3 4 1. Christophe PAMPEL 2. Maxim PAMPEL															
1	1	3:54.432	1:17.412	1:43.195	53.825	107.6	3:54.432								
2	1	3:20.108	57.214	1:32.264	50.630	126.0	7:14.540								
3	1	3:14.327	54.784	1:30.468	49.075	129.8	10:28.867								
4	1	3:09.634	51.934	1:29.100	48.600	133.0	13:38.501								
5	1	3:08.339	51.836	1:28.469	48.034	133.9	16:46.840								
6	1	3:04.157	51.667	1:25.891	46.599	136.9	19:50.997								
7	1	6:23.047	4:07.508	1:27.994	47.545	65.8	26:14.044								
8	1	3:04.059	50.675	1:25.865	47.519	137.0	29:18.103								
9	2	4:52.509	2:40.301	1:25.520	46.688	86.2	34:10.612								
10	2	3:03.657	52.193	1:24.820	46.644	137.3	37:14.269								
11	2	2:59.826	50.927	1:23.711	45.188	140.2	40:14.095								
12	2	2:58.233	<b>49.451</b>	1:23.289	45.493	141.5	43:12.328								
13	2	<b>2:56.096</b>	49.644	<b>1:21.468</b>	<b>44.984</b>	143.2	46:08.424								
<b>45</b> BMW Clubsport 5 1. Krijn HORSTHUIS 2. Jos JORDENS															
1	1	4:49.414	2:04.366	1:43.245	1:01.803	87.1	4:49.414								
2	1	3:36.132	1:01.800	1:38.239	56.093	116.7	8:25.546								
3	1	3:29.623	1:00.104	1:35.525	53.994	120.3	11:55.169								
4	1	6:52.808	4:14.961	1:41.863	55.984	61.1	18:47.977								
5	1	3:32.110	1:01.298	1:36.609	54.203	118.9	22:20.087								
6	1	5:51.398	3:18.820	1:37.891	54.687	71.8	28:11.485								
7	1	3:27.370	1:00.099	1:32.786	54.485	121.6	31:38.855								



# BELCAR ENDURANCE CHAMPIONSHIP


## SPA EURO RACE

### QUALIFYING

#### Analysis

								<span style="color: green;">■</span> Personal Best <span style="color: purple;">■</span> Session Best <span style="color: blue;">■</span> Crossing the finish line in pit lane							
Lap	D	Time	Sector 1	Sector 2	Sector 3	Kph	Elapsed	Lap	D	Time	Sector 1	Sector 2	Sector 3	Kph	Elapsed
<b>50</b> Convents BMW Clubsport															
			1. Davy CONVENTS		3. Steve RAYMAKERS						5				
			2. Vincent CONVENTS												
1	3	4:50.053	2:10.319	1:37.900	1:01.834	86.9	4:50.053								
2	3	3:30.694	1:02.089	1:36.259	52.346	119.7	8:20.747								
3	3	3:20.523	59.453	1:29.306	51.764	125.7	11:41.270								
4	3	3:19.152	58.391	1:29.828	50.933	126.6	15:00.422								
5	1	5:41.262	3:11.439	1:36.939	52.884	73.9	20:41.684								
6	1	3:27.321	1:02.893	1:32.508	51.920	121.6	24:09.005								
7	1	3:22.325	58.212	1:31.148	52.965	124.6	27:31.330								
8	2	4:46.262	2:27.322	1:28.308	50.632	88.1	32:17.592								
9	2	3:10.649	55.787	1:25.664	49.198	132.3	35:28.241								
10	2	3:09.057	55.039	1:25.558	48.460	133.4	38:37.298								
11	2	3:08.123	55.260	1:24.315	48.548	134.0	41:45.421								
12	2	4:25.663	2:00.983	1:30.714	53.966	94.9	46:11.084								
<b>95</b> Racing Adventures Focus V8															
			1. Raphaël VAN DER STRATEN		3. José CLOSE						1				
			2. Thierry DE LATRE DU BOSQUEA												
1	2	3:28.905	1:09.306	1:31.672	47.927	120.7	3:28.905								
2	2	2:59.967	49.247	1:24.891	45.829	140.1	6:28.872								
3	2	2:55.309	48.352	1:23.056	43.901	143.8	9:24.181								
4	2	2:52.805	47.465	1:21.632	43.708	145.9	12:16.986								
5	2	2:52.066	47.427	1:20.639	44.000	146.5	15:09.052								
6	2	2:52.717	47.923	1:20.831	43.963	146.0	18:01.769								
7	2	2:52.667	47.428	1:21.718	43.521	146.0	20:54.436								
8	1	5:09.450	2:57.667	1:27.275	44.508	81.5	26:03.886								
9	1	2:57.810	48.472	1:23.001	46.337	141.8	29:01.696								
10	1	2:57.654	48.040	1:24.350	45.264	141.9	31:59.350								
11	1	2:54.358	47.828	1:22.432	44.098	144.6	34:53.708								
12	1	2:53.332	47.381	1:21.491	44.460	145.5	37:47.040								
13	3	4:54.753	2:46.940	1:24.397	43.416	85.5	42:41.793								
14	3	2:50.519	46.814	1:19.649	44.056	147.9	45:32.312								
<b>142</b> VR / Qvick Racing BMW M235i Cup															
			1. John RASSE		2. Niels LAGRANGE						3				
1	2	3:29.847	1:10.823	1:30.650	48.374	120.2	3:29.847								
2	2	2:59.992	51.260	1:22.474	46.258	140.1	6:29.839								
3	2	2:58.462	50.723	1:22.000	45.739	141.3	9:28.301								
4	2	2:59.683	50.622	1:22.983	46.078	140.3	12:27.984								
5	2	2:59.149	50.334	1:22.739	46.076	140.7	15:27.133								
6	2	2:59.640	50.429	1:23.181	46.030	140.4	18:26.773								
7	2	3:01.488	50.371	1:24.365	46.752	138.9	21:28.261								
8	1	5:05.209	2:53.208	1:25.269	46.732	82.6	26:33.470								
9	1	3:02.109	51.813	1:24.537	45.759	138.5	29:35.579								
10	1	3:00.303	50.701	1:23.185	46.417	139.8	32:35.882								
11	1	2:59.704	50.974	1:22.654	46.076	140.3	35:35.586								
12	1	7:00.316	4:54.113	1:21.176	45.027	60.0	42:35.902								
13	1	2:55.298	49.484	1:19.710	46.104	143.8	45:31.200								
<b>148</b> QSR Racing BMW M235i Cup															
			1. Jeffrey VAN HOYDONK		2. Rodrigue GILLION						3				
1	1	4:36.347	1:55.531	1:45.157	55.659	91.2	4:36.347								
2	1	3:23.845	57.048	1:34.036	52.761	123.7	8:00.192								
3	1	3:17.430	54.510	1:32.797	50.123	127.7	11:17.622								
4	1	3:12.941	54.236	1:29.445	49.260	130.7	14:30.563								
5	1	4:52.749	2:26.945	1:33.893	51.911	86.1	19:23.312								
6	1	3:08.490	53.129	1:27.244	48.117	133.8	22:31.802								
7	1	3:08.279	52.934	1:27.422	47.923	133.9	25:40.081								
8	2	6:20.876	4:01.438	1:29.089	50.349	66.2	32:00.957								
9	2	3:08.794	53.183	1:27.049	48.562	133.6	35:09.751								
<b>57</b> QSR Racing BMW Clubsport															
			1. Jimmy DE BREUCKER		2. Bart VAN HAEREN						5				
1	2	4:45.627	2:03.410	1:43.359	58.858	88.3	4:45.627								
2	2	3:18.773	58.042	1:29.033	51.698	126.8	8:04.400								
3	2	3:14.277	56.523	1:27.676	50.078	129.8	11:18.677								
4	2	3:13.535	55.999	1:27.486	50.050	130.3	14:32.212								
5	2	3:14.604	56.864	1:27.466	50.274	129.6	17:46.816								
6	2	3:16.284	57.441	1:28.129	50.714	128.5	21:03.100								
7	2	3:14.580	56.781	1:28.019	49.780	129.6	24:17.680								
8	2	3:14.369	56.309	1:27.807	50.253	129.7	27:32.049								
9	2	7:00.324	4:38.385	1:31.642	50.297	60.0	34:32.373								
10	2	3:10.472	56.712	1:25.869	47.891	132.4	37:42.845								
11	2	3:08.372	55.067	1:25.783	47.522	133.9	40:51.217								
12	2	3:03.983	54.327	1:22.498	47.158	137.0	43:55.200								
13	2	3:03.459	54.074	1:22.989	46.396	137.4	46:58.659								
<b>58</b> GD Sport BMW Clubsport															
			1. Luigi DONNIACUO		3. Lorenzo DONNIACUO						5				
			2. Giovanni DONNIACUO												
1	2	3:46.523	1:12.450	1:39.346	54.727	111.3	3:46.523								
2	2	3:25.197	59.784	1:31.438	53.975	122.9	7:11.720								
3	2	3:23.875	58.771	1:29.995	55.109	123.7	10:35.595								
4	1	5:41.568	3:13.297	1:34.170	54.101	73.8	16:17.163								
5	1	3:20.959	58.166	1:30.594	52.199	125.5	19:38.122								
6	1	3:17.309	57.165	1:28.838	51.306	127.8	22:55.431								
7	1	3:16.102	55.920	1:29.782	50.400	128.6	26:11.533								
8	3	5:33.931	2:57.281	1:30.342	1:06.308	75.5	31:45.464								
9	3	3:08.381	53.542	1:26.473	48.366	133.8	34:53.845								
10	3	7:27.470	5:05.958	1:28.997	52.515	56.3	42:21.315								
11	3	3:05.379	54.271	1:24.540	46.568	136.0	45:26.694								
<b>69</b> Skylimit Yokohama Race Team BMW E90 325i															
			1. Nicolas HERMANS		3. Markus PALTTALA						5				
			2. Jo LAMMENS												
1	1	4:05.877	1:29.878	1:40.795	55.204	102.5	4:05.877								
2	1	3:31.545	1:02.238	1:34.591	54.716	119.2	7:37.422								
3	1	3:25.971	1:00.846	1:32.395	52.730	122.4	11:03.393								






# BELCAR ENDURANCE CHAMPIONSHIP

## SPA EURO RACE

### QUALIFYING

#### Analysis

							<span style="color: green;">■</span> Personal Best <span style="color: purple;">■</span> Session Best <span style="color: blue;">■</span> Crossing the finish line in pit lane								
Lap	D	Time	Sector 1	Sector 2	Sector 3	Kph	Elapsed	Lap	D	Time	Sector 1	Sector 2	Sector 3	Kph	Elapsed
<b>235</b> Team Dejonckheere by Red Ant Racing BMW M235i Cup 3															
1. Bert REDANT															
2. Pieter VANNESTE															
1	1	4:08.101	1:50.836	1:28.975	48.290	101.6	4:08.101	10	1	3:06.642	52.209	1:24.180	50.253	135.1	31:56.482
2	1	3:04.931	51.902	1:25.919	47.110	136.3	7:13.032	11	1	4:48.413	2:39.943	1:22.307	46.163	87.4	36:44.895
3	1	<b>3:01.007</b>	<b>50.802</b>	<b>1:23.509</b>	46.696	139.3	10:14.039	12	1	2:58.546	51.605	1:21.129	<b>45.812</b>	141.2	39:43.441
4	1	3:02.644	51.368	1:24.448	46.828	138.1	13:16.683	13	1	2:59.605	51.328	1:21.899	46.378	140.4	42:43.046
5	2	5:28.354	3:15.245	1:24.347	48.762	76.8	18:45.037	14	1	<b>2:58.023</b>	<b>51.069</b>	<b>1:20.954</b>	46.000	141.6	45:41.069
6	2	3:01.565	51.239	1:23.539	46.787	138.9	21:46.602								
7	2	3:01.655	50.990	1:23.758	46.907	138.8	24:48.257								
8	1	11:01.579	8:21.854	1:44.376	55.349	38.1	35:49.836								
9	1	3:15.540	55.709	1:31.039	48.792	128.9	39:05.376								
10	1	3:08.674	53.719	1:28.399	46.556	133.6	42:14.050								
11	1	3:05.979	54.158	1:25.803	<b>46.018</b>	135.6	45:20.029								
<b>236</b> Team Smartoys by Red Ant Racing BMW M235i Cup 3															
1. Conrad TUYTTE															
2. Michiel VERHAEREN															
1	2	4:22.325	1:52.885	1:38.084	51.356	96.1	4:22.325								
2	2	3:09.334	53.718	1:27.353	48.263	133.2	7:31.659								
3	2	3:04.466	<b>51.482</b>	1:25.454	47.530	136.7	10:36.125								
4	1	6:02.299	3:44.242	1:29.063	48.994	69.6	16:38.424								
5	1	3:06.489	52.835	1:26.148	47.506	135.2	19:44.913								
6	1	3:07.925	52.462	1:26.826	48.637	134.2	22:52.838								
7	1	<b>3:04.010</b>	51.945	<b>1:24.904</b>	<b>47.161</b>	137.0	25:56.848								
8	1	13:02.315	...	1:41.180	53.105	32.2	38:59.163								
9	1	3:18.144	55.706	1:32.274	50.164	127.3	42:17.307								
10	1	3:14.927	53.943	1:30.189	50.795	129.4	45:32.234								
<b>240</b> Tyreset - PK Racing BMW M235i Cup 3															
1. Guillaume DUMAREY															
1	1	3:42.293	1:18.839	1:34.239	49.215	113.4	3:42.293								
2	1	3:00.672	51.183	1:22.732	46.757	139.6	6:42.965								
3	1	3:00.223	50.675	1:23.102	46.446	139.9	9:43.188								
4	1	3:00.338	50.777	1:22.638	46.923	139.8	12:43.526								
5	1	2:59.828	50.615	1:22.608	46.605	140.2	15:43.354								
6	1	3:01.692	50.348	1:22.997	48.347	138.8	18:45.046								
7	1	2:58.969	50.639	1:22.419	45.911	140.9	21:44.015								
8	1	2:59.300	50.332	1:22.999	45.969	140.6	24:43.315								
9	1	5:30.482	2:56.579	1:33.984	59.919	76.3	30:13.797								
10	1	2:56.513	50.327	1:21.257	44.929	142.8	33:10.310								
11	1	2:56.658	50.547	1:21.197	44.914	142.7	36:06.968								
12	1	5:31.408	3:22.282	1:22.179	46.947	76.1	41:38.376								
13	1	<b>2:53.292</b>	50.184	<b>1:18.864</b>	<b>44.244</b>	145.5	44:31.668								
14	1	2:54.203	<b>49.684</b>	1:19.458	45.061	144.7	47:25.871								
<b>241</b> Sorg Rennsport BMW M235i Cup 3															
1. Ace ROBY															
1	1	4:06.005	1:35.945	1:38.315	51.745	102.5	4:06.005								
2	1	3:10.685	53.381	1:28.579	48.725	132.2	7:16.690								
3	1	3:08.788	53.469	1:26.497	48.822	133.6	10:25.478								
4	1	3:04.598	52.248	1:24.375	47.975	136.6	13:30.076								
5	1	3:07.659	53.948	1:25.847	47.864	134.4	16:37.735								
6	1	3:02.685	51.917	1:23.955	46.813	138.0	19:40.420								
7	1	3:04.875	53.640	1:23.558	47.677	136.4	22:45.295								
8	1	3:02.451	51.954	1:23.491	47.006	138.2	25:47.746								
9	1	3:02.094	52.104	1:22.833	47.157	138.5	28:49.840								
<b>242</b> JJ Motorsport BMW M235i Cup 3															
1. Guido WERCKX															
1	1	4:54.872	2:15.846	1:40.714	58.312	85.5	4:54.872								
2	1	3:26.228	1:00.904	1:34.135	51.189	122.3	8:21.100								
3	1	3:08.580	53.119	1:26.769	48.692	133.7	11:29.680								
4	1	3:07.100	52.332	1:25.884	48.884	134.8	14:36.780								
5	1	4:49.049	2:31.613	1:29.026	48.410	87.2	19:25.829								
6	1	3:13.810	54.700	1:28.339	50.771	130.1	22:39.639								
7	1	3:03.324	51.600	1:23.693	48.031	137.5	25:42.963								
8	1	3:03.056	51.510	1:24.109	47.437	137.7	28:46.019								
9	1	8:44.436	6:31.134	1:25.680	47.622	48.1	37:30.455								
10	1	<b>3:00.472</b>	51.383	1:23.079	<b>46.010</b>	139.7	40:30.927								
11	1	3:01.594	<b>50.835</b>	<b>1:22.666</b>	48.093	138.8	43:32.521								
<b>245</b> MSE BMW M235i Cup 3															
1. Peter BECKERS															
2. Bart VAN SAMANG															
1	1	4:16.063	1:44.378	1:38.022	53.663	98.5	4:16.063								
2	1	3:16.171	57.686	1:29.054	49.431	128.5	7:32.234								
3	1	3:06.742	53.253	1:26.102	47.387	135.0	10:38.976								
4	1	4:37.167	2:25.986	1:23.563	47.618	91.0	15:16.143								
5	1	3:01.133	51.356	1:23.129	46.648	139.2	18:17.276								
6	1	3:00.821	50.834	1:23.673	46.314	139.4	21:18.097								
7	1	3:00.911	51.467	1:22.866	46.578	139.4	24:19.008								
8	2	4:43.474	2:30.489	1:26.397	46.588	88.9	29:02.482								
9	2	3:00.981	51.740	1:22.790	46.451	139.3	32:03.463								
10	2	2:58.679	50.551	1:22.007	46.121	141.1	35:02.142								
11	2	<b>2:56.864</b>	50.477	<b>1:21.606</b>	<b>44.781</b>	142.6	37:59.006								
12	2	3:01.380	50.050	1:25.518	45.812	139.0	41:00.386								
13	2	2:57.587	<b>49.697</b>	1:22.253	45.637	142.0	43:57.973								
14	2	3:22.404	1:00.916	1:28.956	52.532	124.6	47:20.377								
<b>248</b> Captain Racing BMW M235i Cup 3															
1. Nicolas OTTO															
2. Jørg OTTO															
1	2	4:20.835	1:52.458	1:36.077	52.300	96.7	4:20.835								
2	2	3:12.194	55.381	1:28.398	48.415	131.2	7:33.029								
3	2	3:05.014	52.361	1:25.435	47.218	136.3	10:38.043								
4	2	3:03.849	51.717	1:24.585	47.547	137.1	13:41.892								
5	1	5:34.027	3:18.476	1:27.612	47.939	75.5	19:15.919								
6	1	3:03.829	51.569	1:24.374	47.886	137.2	22:19.748								
7	1	3:00.264	50.602	1:23.174	46.488	139.9	25:20.012								
8	1	2:58.079	50.451	1:22.131	45.497	141.6	28:18.091								
9	1	2:58.864	50.835	1:22.132	45.897	141.0	31:16.955								
10	1	2:57.658	50.533	1:21.570	45.555	141.9	34:14.613								
11	1	3:01.549	52.380	1:22.979	46.190	138.9	37:16.162								
12	1	2:56.406	<b>49.450</b>	1:21.643	45.313	142.9	40:12.568								
13	1	2:57.606	50.333	1:20.924	46.349	142.0	43:10.174								
14	1	<b>2:55.282</b>	49.732	<b>1:20.454</b>	<b>45.096</b>	143.8	46:05.456								
<b>249</b> Egeland Motorsport BMW M235i Cup 3															
1. Roy EDLAND															
2. Frode EGELAND															



# BELCAR ENDURANCE CHAMPIONSHIP


## SPA EURO RACE

### QUALIFYING

Analysis

								<span style="color: green;">■</span> Personal Best <span style="color: purple;">■</span> Session Best <span style="color: blue;">■</span> Crossing the finish line in pit lane							
Lap	D	Time	Sector 1	Sector 2	Sector 3	Kph	Elapsed	Lap	D	Time	Sector 1	Sector 2	Sector 3	Kph	Elapsed
<b>333</b> Speedlover 1. Jean-Pierre VERHOEVEN Porsche 997 1															
1	1	4:15.030	1:39.346	1:39.053	56.631	98.9	4:15.030	1	1	5:23.152	2:40.253	1:50.667	52.232	78.0	5:23.152
2	1	3:12.220	56.396	1:28.853	46.971	131.2	7:27.250	2	1	2:50.416	47.630	1:18.803	43.983	148.0	8:13.568
3	1	3:03.056	51.335	1:23.679	48.042	137.7	10:30.306	3	1	2:50.225	45.922	1:20.618	43.685	148.1	11:03.793
4	1	3:02.007	50.909	1:24.856	46.242	138.5	13:32.313	4	1	2:47.990	46.077	1:18.549	43.364	150.1	13:51.783
5	1	3:02.097	51.542	1:24.387	46.168	138.5	16:34.410	5	1	2:55.861	46.572	1:21.973	47.316	143.4	16:47.644
6	2	4:58.467	2:47.026	1:24.535	46.906	84.5	21:32.877	6	1	18:20.299	...	1:22.803	42.392	22.9	35:07.943
7	2	3:02.257	52.835	1:22.704	46.718	138.3	24:35.134	7	1	<b>2:44.882</b>	<b>45.467</b>	<b>1:17.451</b>	<b>41.964</b>	152.9	37:52.825
8	2	3:00.164	51.094	1:22.747	46.323	140.0	27:35.298	8	1	3:03.933	45.789	1:25.797	52.347	137.1	40:56.758
9	2	3:01.185	50.983	1:22.675	47.527	139.2	30:36.483	9	1	3:05.707	45.756	1:20.683	59.268	135.8	44:02.465
10	2	7:04.175	4:46.885	1:29.455	47.835	59.4	37:40.658								
11	2	3:00.743	52.186	1:23.276	45.281	139.5	40:41.401								
12	2	2:59.001	50.499	1:23.679	<b>44.823</b>	140.9	43:40.402								
13	2	<b>2:54.718</b>	<b>50.168</b>	<b>1:19.227</b>	45.323	144.3	46:35.120								
<b>257</b> QSR Racing 1. Tim MICHELS 2. Luc JANSSENS BMW Clubsport 5															
1	1	4:49.042	2:01.384	1:44.779	1:02.879	87.2	4:49.042								
2	1	3:39.035	1:08.666	1:34.915	55.454	115.1	8:28.077								
3	1	3:29.113	1:00.615	1:33.127	55.371	120.6	11:57.190								
4	1	3:28.282	1:01.174	1:32.714	54.394	121.1	15:25.472								
5	1	3:26.922	1:00.800	1:32.189	53.933	121.9	18:52.394								
6	1	3:30.112	59.014	1:35.017	56.081	120.0	22:22.506								
7	1	7:25.328	5:00.035	1:33.235	52.058	56.6	29:47.834								
8	1	3:20.490	59.077	1:30.042	51.371	125.8	33:08.324								
9	1	3:14.657	56.293	1:27.981	50.383	129.5	36:22.981								
10	1	<b>3:12.404</b>	<b>55.974</b>	<b>1:26.711</b>	<b>49.719</b>	131.0	39:35.385								
<b>311</b> JR Motorsport 1. Ward SLUYS 2. Pieter VAN SOELEN BMW M3 4															
1	1	4:19.493	1:46.673	1:41.161	51.659	97.2	4:19.493								
2	1	3:03.756	51.228	1:25.522	47.006	137.2	7:23.249								
3	1	3:01.360	49.373	1:25.402	46.585	139.0	10:24.609								
4	1	2:58.646	49.492	1:22.995	46.159	141.1	13:23.255								
5	1	2:59.783	49.760	1:23.331	46.692	140.2	16:23.038								
6	1	2:58.949	49.205	1:22.535	47.209	140.9	19:21.987								
7	1	2:56.573	49.015	1:21.484	46.074	142.8	22:18.560								
8	1	2:53.658	48.342	1:21.228	44.088	145.2	25:12.218								
9	1	9:46.424	7:33.932	1:28.252	44.240	43.0	34:58.642								
10	1	2:49.968	47.326	1:19.603	43.039	148.3	37:48.610								
11	1	2:49.787	47.316	1:19.130	43.341	148.5	40:38.397								
12	1	2:49.330	47.530	<b>1:18.641</b>	43.159	148.9	43:27.727								
13	1	<b>2:48.736</b>	<b>46.923</b>	1:18.861	<b>42.952</b>	149.4	46:16.463								
<b>325</b> DZ Competition 1. Bernard CLAES 2. Benoit PHILIPS BMW Clubsport 5															
1	2	5:19.728	2:45.778	1:38.092	55.858	78.9	5:19.728								
2	2	3:19.612	59.658	1:28.298	51.656	126.3	8:39.340								
3	2	4:49.201	2:28.129	1:29.126	51.946	87.2	13:28.541								
4	2	3:17.345	57.160	1:29.375	50.810	127.8	16:45.886								
5	2	3:15.196	57.032	1:27.631	50.533	129.2	20:01.082								
6	1	11:32.076	9:08.820	1:28.946	54.310	36.4	31:33.158								
7	1	8:10.295	5:52.307	1:28.689	49.299	51.4	39:43.453								
8	1	3:09.776	56.336	1:25.590	47.850	132.9	42:53.229								
9	1	<b>3:08.438</b>	<b>55.905</b>	<b>1:25.210</b>	<b>47.323</b>	133.8	46:01.667								
<b>412</b> VGL Racing 1. Ronald THIENPONT 2. Luc BRANCKAERTS 3. Danny WAGTMANS Saker RAPX 3															
1	1	4:03.442	1:40.225	1:33.002	50.215	103.6	4:03.442								
2	1	3:03.148	51.603	1:24.201	47.344	137.7	7:06.590								
3	1	2:57.014	50.445	1:21.939	44.630	142.4	10:03.604								
4	1	3:00.604	49.521	1:23.003	48.080	139.6	13:04.208								
5	2	5:27.186	3:09.816	1:30.018	47.352	77.1	18:31.394								
6	2	3:02.725	52.656	1:24.603	45.466	138.0	21:34.119								
7	2	2:57.150	50.430	1:21.455	45.265	142.3	24:31.269								
8	2	2:57.297	50.386	1:21.510	45.401	142.2	27:28.566								
9	3	4:55.705	2:52.932	1:19.397	43.376	85.3	32:24.271								
10	3	2:48.886	47.042	1:18.988	42.856	149.3	35:13.157								
11	3	2:47.281	47.083	1:17.056	43.142	150.7	38:00.438								
12	3	<b>2:44.789</b>	<b>46.770</b>	<b>1:15.599</b>	<b>42.420</b>	153.0	40:45.227								
13	3	3:00.957 B	<b>46.477</b>	1:17.344	57.136	139.3	43:46.184								
<b>701</b> Deldiche Racing by JDC Events 1. Luc DE COCK 3. Tim JOOSEN Norma M20 FC 2															
1	1	3:23.647 B	58.602	1:27.103	57.942	123.8	3:23.647								
2	1	4:16.370	2:10.448	1:21.406	44.516	98.4	7:40.017								
3	1	2:52.461	48.502	1:19.472	44.487	146.2	10:32.478								
4	1	2:51.415	48.391	1:18.594	44.430	147.1	13:23.893								
5	1	2:49.968	47.460	1:18.383	44.125	148.3	16:13.861								
6	1	2:49.418	46.939	1:19.565	42.914	148.8	19:03.279								
7	3	7:00.944	5:01.510	1:17.419	42.015	59.9	26:04.223								
8	3	2:42.212	47.584	1:13.961	40.667	155.4	28:46.435								
9	3	2:40.393	46.148	<b>1:13.410</b>	40.835	157.2	31:26.828								
10	3	2:39.683	44.711	1:14.916	40.056	157.9	34:06.511								





# BELCAR ENDURANCE CHAMPIONSHIP

## SPA EURO RACE

### QUALIFYING

### Analysis

■ Personal Best   
 ■ Session Best   
 ■ B Crossing the finish line in pit lane

Lap	D	Time	Sector 1	Sector 2	Sector 3	Kph	Elapsed	Lap	D	Time	Sector 1	Sector 2	Sector 3	Kph	Elapsed
11	3	2:44.744	44.775	1:15.702	44.267	153.1	36:51.255								
12	3	2:37.479	44.464	1:13.786	39.229	160.1	39:28.734								
13	1	5:44.789	3:43.926	1:18.763	42.100	73.1	45:13.523								

705	<b>Mc Donald's Racing</b>		Norma M20 FC	
	1. David HOUTHOOFF		2	
	2. François BOUILLON			

1	2	3:20.629	1:02.269	1:28.641	49.719	125.7	3:20.629
2	2	3:01.342	52.996	1:23.455	44.891	139.0	6:21.971
3	2	2:51.560	49.423	1:17.351	44.786	147.0	9:13.531
4	2	2:50.104	47.911	1:16.608	45.585	148.2	12:03.635
5	2	4:18.363	2:10.440	1:21.944	45.979	97.6	16:21.998
6	2	2:52.283	48.205	1:19.829	44.249	146.4	19:14.281
7	2	2:48.440	47.348	1:17.832	43.260	149.7	22:02.721
8	2	2:47.253	47.436	1:16.292	43.525	150.8	24:49.974
9	1	4:55.134	2:48.809	1:21.782	44.543	85.4	29:45.108
10	1	2:49.719	46.900	1:19.257	43.562	148.6	32:34.827
11	1	2:47.311	46.583	1:18.511	42.217	150.7	35:22.138
12	1	2:45.394	47.117	1:16.516	41.761	152.4	38:07.532
13	1	2:43.668	46.229	1:15.714	41.725	154.1	40:51.200
14	1	2:44.735	45.725	1:17.461	41.549	153.1	43:35.935
15	1	2:43.088	46.003	1:15.430	41.655	154.6	46:19.023